

















# SharePoint Profile Survey

1. Type of Industry:		
	Response Percent	Response Count
Aerospace & Defense	0.0%	0
Agriculture	0.0%	0
Automotive	0.0%	0
Chemicals	0.0%	0
Construction & Facilities	0.0%	0
Consumer Goods & Services	0.0%	0
Energy 	10.7%	3
Financial Services 	3.6%	1
Food & Beverage	0.0%	0
Health Care 	10.7%	3
Housing & Real Estate	0.0%	0
Manufacturing 	21.4%	6
Mining & Drilling 	3.6%	1
Pharmaceuticals & Biotechnology	0.0%	0
Printing & Publishing	0.0%	0
Telecommunications & Media 	3.6%	1
Transportation & Logistics	0.0%	0
<b>Other (please specify) </b>	<b>46.4%</b>	<b>13</b>
<b><i>answered question</i></b>		<b>28</b>
<b><i>skipped question</i></b>		<b>0</b>








## 2. What version of SharePoint are you using?

	Response Percent	Response Count
WSS 	25.0%	7
SharePoint 2003 	10.7%	3
<b>MOSS 2007</b> 	<b>71.4%</b>	<b>20</b>
SharePoint 2010 	28.6%	8
SharePoint Foundation 	3.6%	1
Other (please specify)	0.0%	0
<b>answered question</b>		<b>28</b>
<b>skipped question</b>		<b>0</b>









## 3. How long has your company been using SharePoint?

	Response Percent	Response Count
Less than one year 	10.7%	3
1-2 years 	28.6%	8
<b>3-5 years</b> 	<b>53.6%</b>	<b>15</b>
6 years or more 	7.1%	2
<b>answered question</b>		<b>28</b>
<b>skipped question</b>		<b>0</b>

#### 4. How many end users do you support?

		Response Percent	Response Count
1-100		25.0%	7
<b>101-500</b>		<b>32.1%</b>	<b>9</b>
501-1,000		7.1%	2
1,001-5,000		17.9%	5
5,001-10,000		7.1%	2
10,001-20,000		3.6%	1
More than 20,000		7.1%	2
<b>answered question</b>			<b>28</b>
<b>skipped question</b>			<b>0</b>

#### 5. What are your primary uses for SharePoint? (Check all that apply)

		Response Percent	Response Count
Team sites/collaboration		85.7%	24
<b>Company intranet (general information)</b>		<b>89.3%</b>	<b>25</b>
Company portal (security trimmed content)		46.4%	13
Company extranet		25.0%	7
Public company website		14.3%	4
Application development/hosting platform		28.6%	8
Business intelligence		25.0%	7
Other (please specify)		10.7%	3
<b>answered question</b>			<b>28</b>
<b>skipped question</b>			<b>0</b>

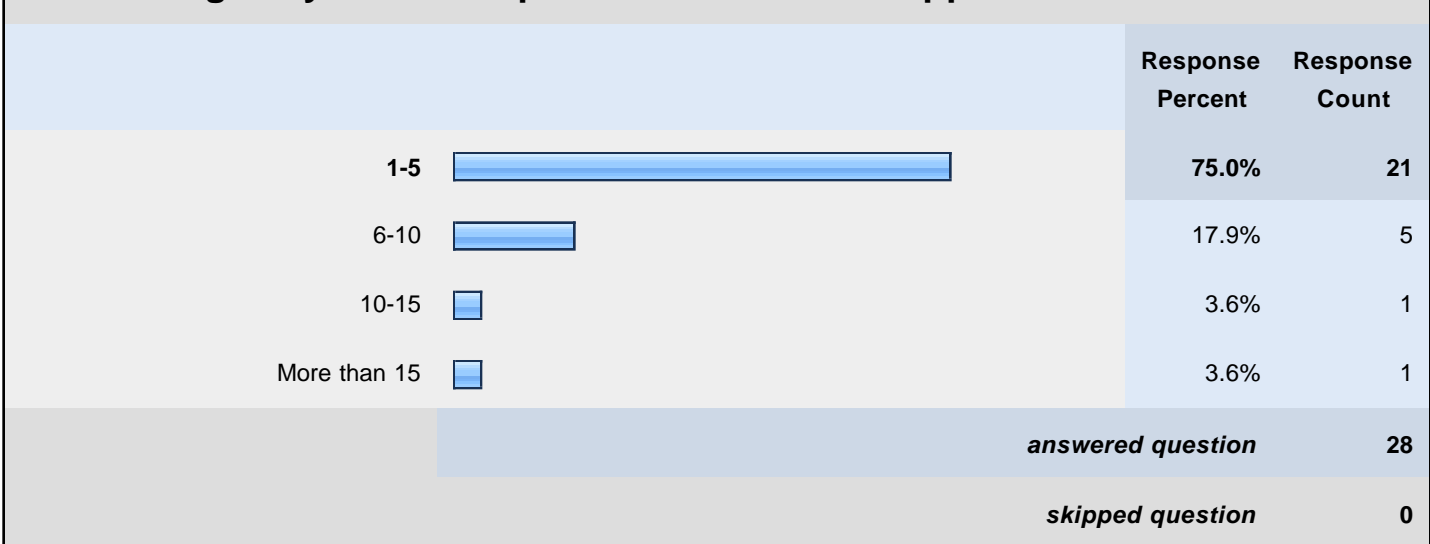
## 6. What SharePoint tools/capabilities does your company use? (Check all that apply)

	Response Percent	Response Count
Excel Services	35.7%	10
InfoPath	46.4%	13
Workflow	64.3%	18
Business Data Catalog	14.3%	4
Business Connectivity Services	7.1%	2
Performance Point Services	7.1%	2
Enterprise Search	28.6%	8
FAST	3.6%	1
Visio Services	3.6%	1
Access Services	3.6%	1
My Sites	35.7%	10
<b>SharePoint Designer</b>	<b>71.4%</b>	<b>20</b>
Other (please specify)	10.7%	3
<i>answered question</i>		<b>28</b>
<i>skipped question</i>		<b>0</b>


## 7. List and describe any third-party products you have found most beneficial.

	Response Count
	28
<i>answered question</i>	<b>28</b>
<i>skipped question</i>	<b>0</b>

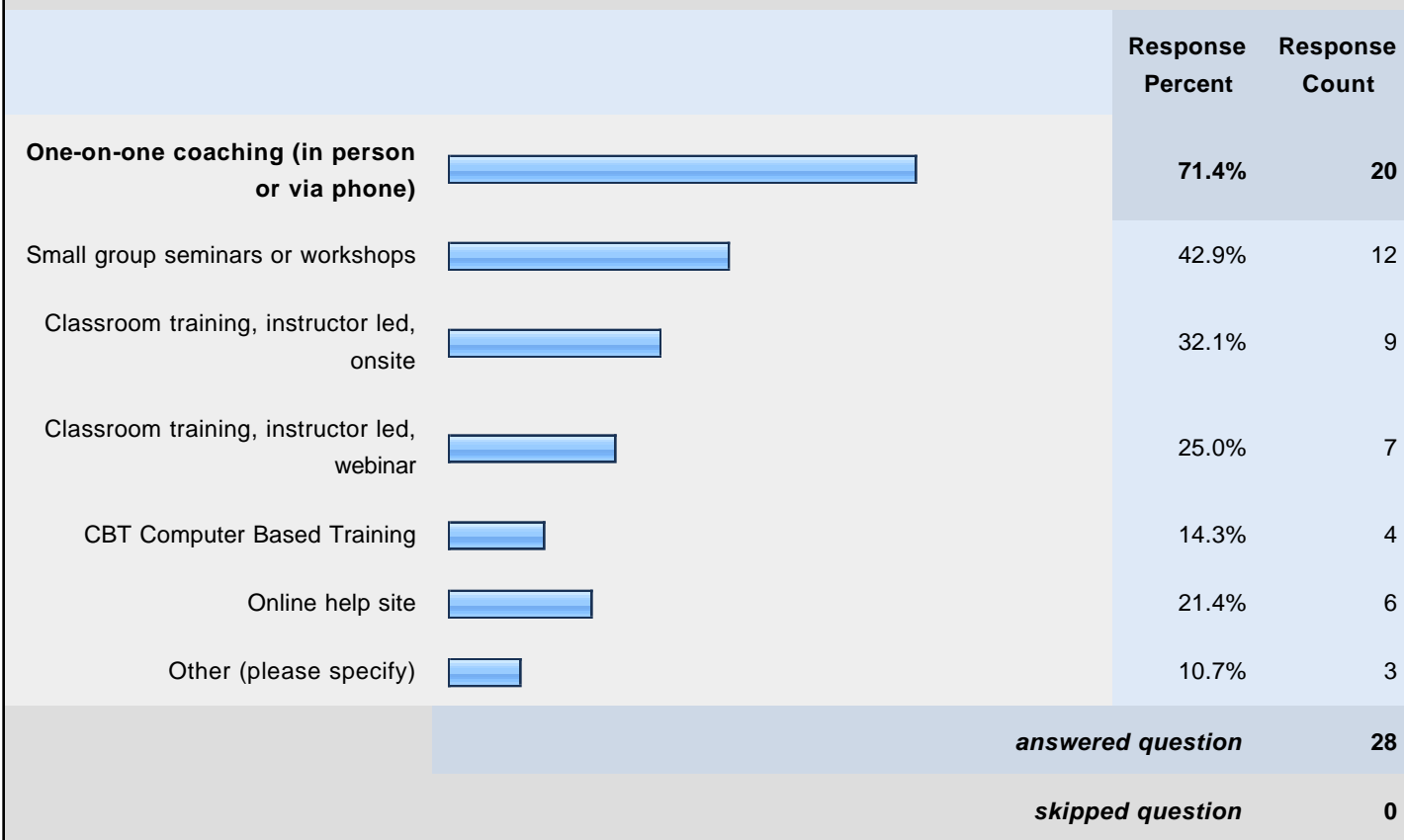
### 8. How large is your full or part-time technical support staff?




### 9. Is your technical support staff primarily made up of full-time or part-time SharePoint personnel?





### 10. What support/training do you offer and in what formats? (Check all that apply)






### 11. How many site collections do you have?







## 12. Do you limit the size of a site collection?

	Response Percent	Response Count
Yes 	14.8%	4
No 	85.2%	23
If so, what is your limit?		2
<b>answered question</b>		<b>27</b>
<b>skipped question</b>		<b>1</b>




## 13. Who can request a new team site?

	Response Percent	Response Count
Any end-user 	51.9%	14
IT resources on behalf of the end user 	14.8%	4
Authorized end users 	33.3%	9
Other (please specify)	0.0%	0
<b>answered question</b>		<b>27</b>
<b>skipped question</b>		<b>1</b>


## 14. How are new team sites provisioned?

	Response Percent	Response Count
By the end user (excluding sub-site creation) 	7.4%	2
<b>Manually, by an IT resource</b> 	<b>77.8%</b>	<b>21</b>
Via an automated process, managed by an IT resource 	11.1%	3
Other (please specify) 	3.7%	1
<b>answered question</b>		<b>27</b>
<b>skipped question</b>		<b>1</b>

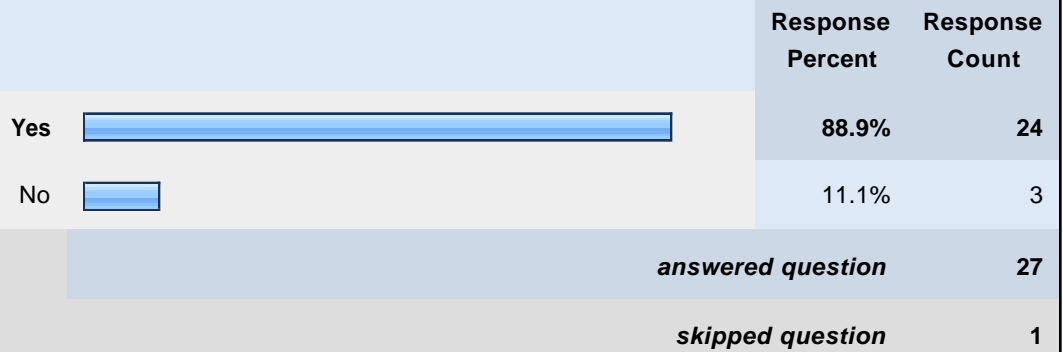
## 15. Describe your use of site metadata:

	Response Percent	Response Count
<b>Managed by individual site owners</b> 	<b>63.0%</b>	<b>17</b>
Follows a corporate taxonomy 	29.6%	8
Other (please specify) 	7.4%	2
<b>answered question</b>		<b>27</b>
<b>skipped question</b>		<b>1</b>





### 16. Roughly, how many new team sites do you provision each month?





### 17. Are site owners able to modify their sites (ie: add webparts, create new libraries or sub sites)?





## 18. Do you use site templates, and if so, how many are offered?

	Response Percent	Response Count
No 	18.5%	5
Yes, 1-5 	66.7%	18
Yes, 5-10 	7.4%	2
Yes, 11-20 	7.4%	2
Yes, more than 20	0.0%	0
<b>answered question</b>		<b>27</b>
<b>skipped question</b>		<b>1</b>




## 19. How do you secure team sites?

	Response Percent	Response Count
AD groups 	81.5%	22
SP groups 	59.3%	16
Other (please specify)		1
<b>answered question</b>		<b>27</b>
<b>skipped question</b>		<b>1</b>







## 20. Who is allowed to grant a new user access to a team site?

	Response Percent	Response Count
The site owner 	59.3%	16
Any site member	0.0%	0
An IS resource only 	40.7%	11
Other (please specify)		4
<b>answered question</b>		<b>27</b>
<b>skipped question</b>		<b>1</b>

## 21. Do you audit your team sites, and if so, how are audits performed?

	Response Percent	Response Count
No 	66.7%	18
Yes, manually 	29.6%	8
Yes, aided by a third party tool 	3.7%	1
<b>answered question</b>		<b>27</b>
<b>skipped question</b>		<b>1</b>

## 22. Are you planning an upgrade to SP2010 and if so when?

	Response Percent	Response Count
No 	11.1%	3
<b>Yes, within the next 6 months</b> 	<b>29.6%</b>	<b>8</b>
Yes, within the next 7-12 months 	18.5%	5
Yes, more than 12 months from now 	7.4%	2
Yes, but no timeframe has been determined 	14.8%	4
Already there 	18.5%	5
<i>answered question</i>		<b>27</b>
<i>skipped question</i>		<b>1</b>

## 23. Comment on challenges you have with SharePoint (ie: content database limitations, unsupported file types, large files, etc.)

	Response Count
	27
<i>answered question</i>	<b>27</b>
<i>skipped question</i>	<b>1</b>

## 24. Company name

	Response Count
	24
<i>answered question</i>	<b>24</b>
<i>skipped question</i>	<b>4</b>



## 25. Your name

	Response Count
	24
<i>answered question</i>	24
<i>skipped question</i>	4

## 26. Email address

	Response Count
	24
<i>answered question</i>	24
<i>skipped question</i>	4

## 27. May we share your contact information?

	Response Percent	Response Count
Yes 	58.3%	14
No 	41.7%	10
<i>answered question</i>		24
<i>skipped question</i>		4